



KTE-m
Cable thermostat

Features

- Very small construction
- ATEX gas and dust approval
- High switching current
- Wide operating temperature range
- Ready for connection, maintenance-free

Description

The extremely compact BARTEC bimetallic thermostat integrated in a cable is mostly used in hazardous (potentially explosive) areas for applications in which devices are to be protected against frost. This thermostat can be used to regulate internal temperatures of switch and control cabinets, transmitter protection boxes, measuring equipment etc..

It can also be used to monitor (indicate) excessively high or low temperatures or also as an alarm contact.

The application assures the greatest possible reliability because of the conformance to the required minimum temperatures.

Structure

The thermostat is built into a casting element and can be mounted either over the borehole in the mounting sheet or suspended freely in the air.

Function

The ambient temperature is measured through the surface of the thermostat. The integrated, explosion-proof bimetallic thermostat switches the connected heating in accordance with this ambient temperature.

➔ **Explosion protection**

Ex protection type

- ⊕ II 2G EEx m II T6
- ⊕ II 2D IP 65 T80 °C

Certification

PTB 04 ATEX 2113 X

➔ **Technical data**

Thermostat connection points

10 °C ON/18 °C OFF (+/-3 °K)
(others on request)

Operating temperature range

-50 °C to +80 °C

Ambient temperature range

-50 °C to +80 °C

Switching voltage

max. AC 230 V
(others on request)

Switching current

AC 10 A

Connection

Flexible cable EWKF 2 x 1.5 mm²;
Ø 8.1 mm

Mounting

Through hole d = 6.2 mm at
Fixing plate resp. loose

Material

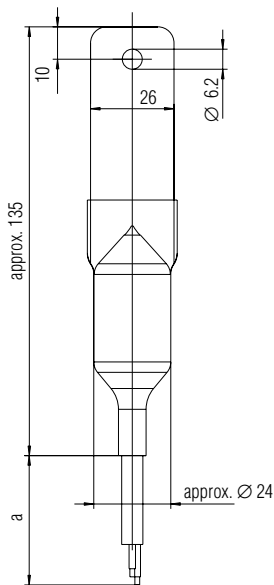
Casting cylinder, shrink fitting

Protection class

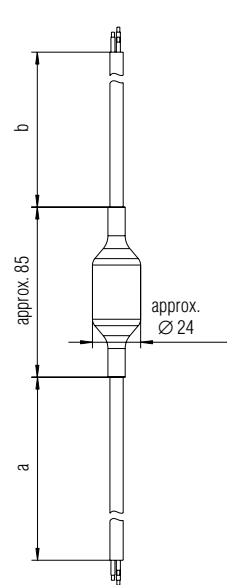
IP 65

Dimensions KTE-m (mm)

Picture 1

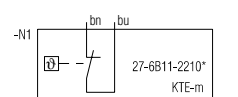


Picture 2



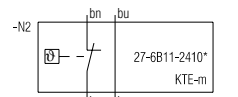
Circuit diagram

Picture 1



∅ actual < ∅ setpoint => NC
∅ actual > ∅ setpoint => NO

Picture 2



∅ actual < ∅ setpoint => NC
∅ actual > ∅ setpoint => NO

Selection chart

Type	Illustration	Switch-off temperature	Switch-on temperature	Cable length a/b	Mounting	Weight (netto)	➔ Order no.
KTE-m 10	Picture 1	18 °C	10 °C	1 m	Fixing plate/ through hole d = 6 mm	0.2 kg	27-6B11-2210/BZ00
KTE-m 10	Picture 2	18 °C	10 °C	2 x 1.0 m	freely in the air	0.2 kg	27-6B11-2410/BZ10